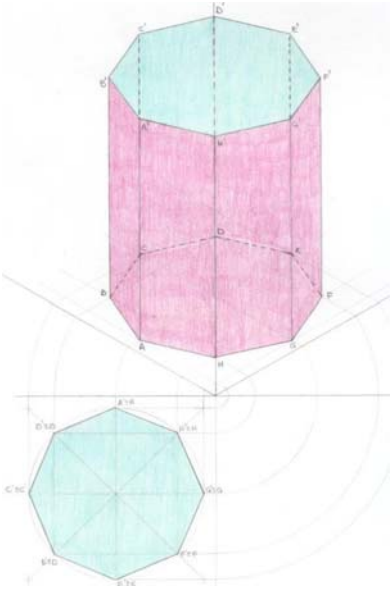

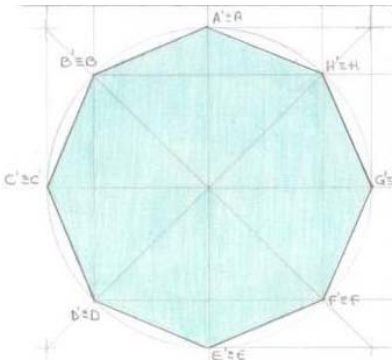


PRISMA A BASE OTTAGONALE
IN ASSONOMETRIA ISOMETRICA



DISEGNA. IN ASSONOMETRIA ISOMETRICA
IL PRISMA A BASE OTTAGONALE,
PARTENDO DAL POLIGONO GIA' PRESENTE
NELLO SPAZIO IN BASSO.



Data.....

Nome.....

Classe.....